

FIGURE 1

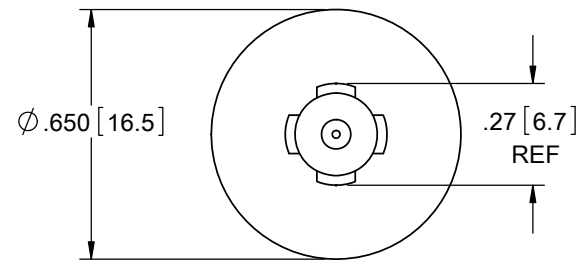
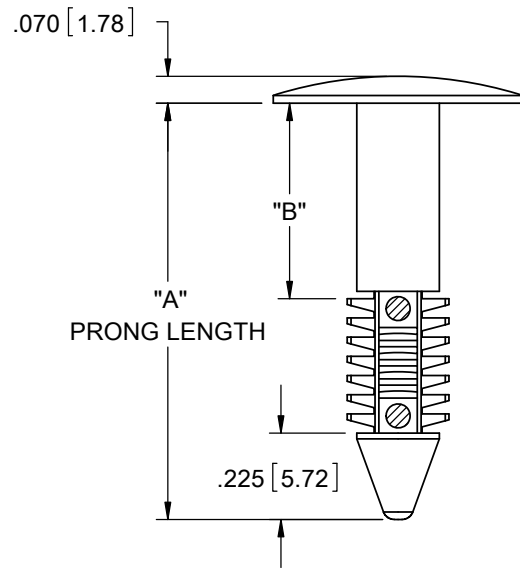


FIGURE 2

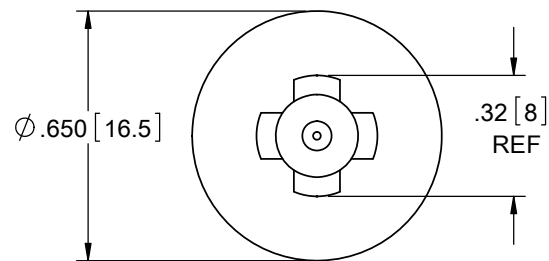
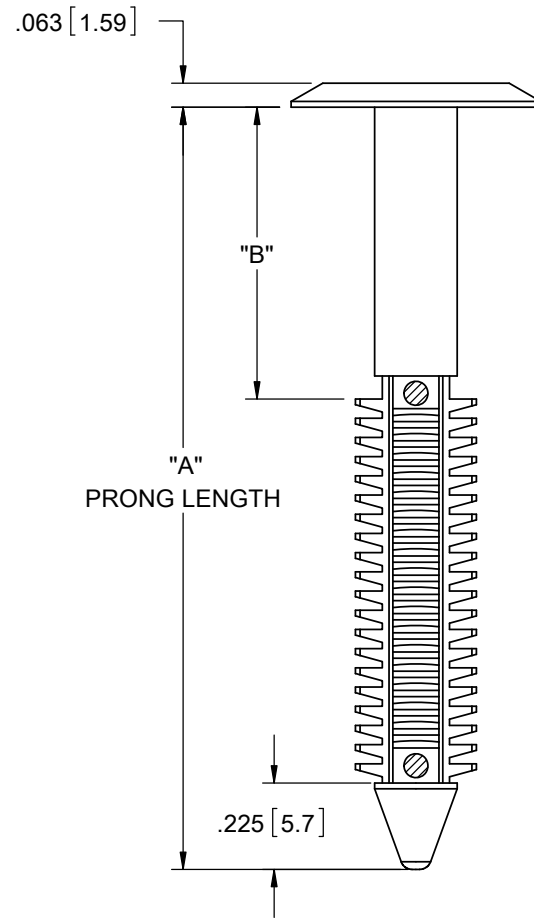
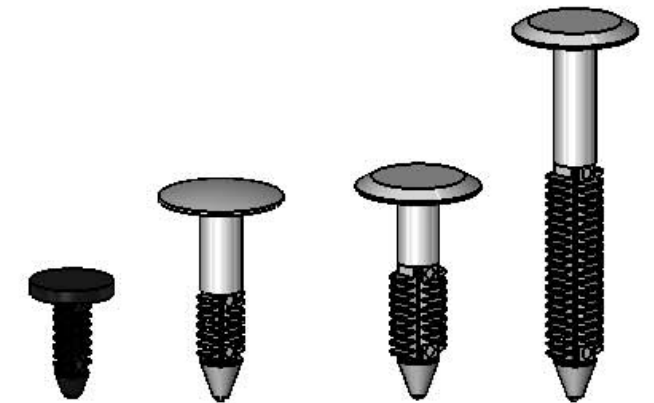


FIGURE 3

PART NO.	"A" \pm .015 PRONG LENGTH	"B" REF	SUGGESTED TOTAL BOARD THICKNESS	HOLE DIAMETER	FIGURE NO.
BHF-1	.56 [14.2]	.02 [0.5]	.035-.385 [0.9-9.8]	.187 \pm .005 [4.75 \pm 0.13]	1
BHF-2	.65 [16.5]	.11 [2.8]	.125-.475 [3.2-12.1]		
BHF-3	.95 [24.1]	.41 [10.4]	.425-.775 [10.8-19.7]		
BHF-4	1.33 [33.7]	.79 [19.9]	.800-1.150 [20.3-29.2]		
BHF-5	.59 [15.1]	.02 [0.5]	.035-.335 [0.9-8.5]	.250 \pm .005 [6.35 \pm 0.13]	2
BHF-6	.65 [16.6]	.08 [2]	.095-.395 [2.4-10]		
BHF-7	.88 [22.5]	.31 [7.9]	.325-.625 [8.3-15.9]		
BHF-8	1.08 [27.6]	.51 [12.9]	.525-.825 [13.3-21]	.281 \pm .005 [7.14 \pm 0.13]	3
BHF-9	.74 [18.7]	.06 [1.5]	.075-.475 [1.9-12.1]		
BHF-10	1.14 [28.8]	.46 [11.7]	.475-.875 [12.1-22.2]		
BHF-11	1.28 [32.6]	.06 [1.5]	.075-1.025 [1.9-26]		
BHF-12	1.48 [37.7]	.26 [6.6]	.275-1.225 [7-31.1]		
BHF-13	1.78 [45.3]	.56 [14.2]	.575-1.525 [14.6-38.7]		
BHF-14	1.98 \pm .02 [50.3 \pm .5]	.76 [19.3]	.775-1.725 [19.7-43.8]		



NOTES:

- MATERIAL: NYLON 6/6 UL 94 V-2 (RMS-01).
NYLON 6/6 UL 94 V-0 (RMS-19) AVAILABLE BY SPECIAL ORDER ONLY.
- COLOR: BLACK.
COLOR NATURAL AVAILABLE BY SPECIAL ORDER ONLY.
- ALTERNATE UNITS FOR REFERENCE ONLY.

REV.	DESCRIPTION	ENGR.	DATE
C	CHANGED DIM & TOLERANCE ON BHF-14, ECN # 1388	DZ	12/10/2013
B	SEE CO 200314 FOR CHANGES	SK	01/22/2009
A	RELEASED FOR PRODUCTION	SK	12/17/2008

TITLE: BLIND HOLE FASTENER				UNITS: INCH [mm]		FINAL	
CREATED USING SOLIDWORKS	FILE #: BHF	DWN: SK	APP: SK				
TOLERANCES UNLESS NOTED .XX= \pm .010 .XXX= \pm .005 FRAC.= \pm 1/64 ANG.= \pm 1°	SHEET: 1 OF 1	SHEET SIZE: B	DT: 07/22/08	CHKD: D.Z.	PART #		PRINT TYPE
RE: RICHCO, INC.			RICHCO, INC. ENG@RICHCO-INC.COM (773) 539-4060		SEE TABLE		CA